

# DRIVER INDUCTION INFORMATION & CROSSRAIL VEHICLE SAFETY KIT

Supplementary Guide



**CAUTION!**  
**KEEP CLEAR**

**MOVING LONDON FORWARD**



# Contents

1. Introduction	1
2. Drugs and alcohol policies	2
3. Lorry routes	4
4. Crossrail safety requirements	5
5. Worksite identifier signs	6
6. FORS	8
7. Safety Kit	10
8. Checklist	20

# Introduction

**This guide has been produced to help drivers working on Crossrail understand some of the contract requirements they must meet when working on the project. It is aimed at lorry and van drivers working on Crossrail and explains the important policies they must adhere to and the vehicle safety requirements that must be met in order to be Crossrail compliant.**

This does not replace any requirements set out in the Crossrail Works Information Part 26 Logistics Management, it provides supplementary guidance to help communicate contract requirements and explain some aspects in more detail.

The guide also complements the Crossrail Lorry Driver Training course and the Van Smart van driver training managed by Transport for London; by providing key induction information on important Crossrail policies and vehicle safety requirements that all drivers working on Crossrail must comply with.

If you have any questions regarding the contents of this guide then please contact the Crossrail traffic Coordination Centre on 0203 2299885 or email [pdptcc@crossrail.co.uk](mailto:pdptcc@crossrail.co.uk)

Michael J Heduan MBE CMILT FCMI MIC  
Crossrail Driver Training and Vehicle Safety Programme Manager

# Drugs and alcohol policy

**Crossrail has a 'Zero Tolerance Policy' towards drugs and illegal substances.**

**This Policy applies to all staff, consultants, agency, temporary workers, contractors, third parties and all lorry and commercial vehicle drivers who work at or deliver to and from Crossrail worksites!**

The Crossrail Ltd policy is **Zero** and in practice this means that you must not misuse, possess, consume, store (except for those prescribed and available without prescription), sell or buy drugs and illegal substances both inside and outside the workplace. If any such incidents take place within the workplace this will be investigated and will be reported to the Police.



## **Crossrail has a ‘Zero Tolerance Policy’ towards alcohol**

**This Policy applies to all staff, consultants, agency, temporary workers, contractors, third parties and all lorry and commercial vehicle drivers who work at or deliver to and from Crossrail worksites!**

The Crossrail Ltd policy is **Zero** but it is possible for some individuals to generate up to 5 micrograms of alcohol in 100ml of breath. Where an individual registers a reading of over 5 micrograms of alcohol per 100ml of breath and under 13 micrograms of alcohol per 100ml of breath, it may indicate alcohol is present. Following a positive breathalyser test result (13 micrograms per 100ml of breath or above) and confirmation of a second test, the individual must be stood down and a disciplinary procedure instigated.



# Lorry routes

**The Crossrail Act provides for the control of construction traffic by requiring the routes to be used by large goods vehicles, > 3.5 tonnes GVW, to be approved by qualifying local authorities.**

If you are a supplier in a Crossrail supply chain you must obtain the relevant lorry routes to the worksites you are delivering

to from the Principal Contractor at that site and ensure that the routes are complied with. Drivers of other vehicles, e.g. vans <3.5 tonnes GVW, must check with the Principal Contractor at that site to determine if there is a requirement to comply with the approved routes.

# Crossrail Safety Requirements (all vehicles)

**Crossrail has set high standards for all vehicles delivering to its worksites. These requirements, combined with our award winning Lorry Driver Training and the Van Smart van driver training, will help make our complex supply chains safer.**

Please ensure your vehicle is compliant when you deliver to our worksites. You have a responsibility to ensure your vehicle is both compliant and safe.

Remember if you arrive at a Crossrail worksite and your van or lorry is not compliant you may be turned away. It is particularly important to make sure any additional safety kit fitted to your vehicle is in full working order. Especially if it is designed to alert you to the presence of vulnerable road users in your blind spot. Check your safety kit regularly and as part of your daily walk around inspection.

# Worksite identifier signs

When you deliver to Crossrail you may be required to display a 'Work Site Identifier' sign on your vehicle. This is certainly the case if you driver a vehicle a lorry over 3.5 tonne GVW.

If you are a van driver delivering to Crossrail please check with your principal contractor so see if the site you are delivering to requires a Work Site Identifier to be displayed.



Remember if you are not working on Crossrail business remove the sign so that it is not on display.

# Fleet operator recognition scheme (FORS)

The aim of the Fleet Operator Recognition Scheme (FORS) is simple. It provides one over-arching scheme that encompasses all aspects of safety, fuel efficiency, economical operations and vehicle emissions. FORS is a voluntary scheme that helps improve operators' performance in each of these areas.

For vehicle operators, it offers peace of mind that they are meeting their legislative requirements, as well as helping to increase efficiency, reduce costs and win work.

FORS provides a quality and performance benchmark for van, lorry, mini-bus, coach and bus operators and allows access to a range of exclusive accreditation benefits. FORS, or an equivalent standard, is a contract requirement for working on Crossrail and companies must reach a minimum of Bronze Membership within 3 months of the starting date.

Accreditation can provide the tools to help you become safer, greener and more efficient. It is an excellent way to prove to existing and potential clients your credentials as a high performing operator who adheres to high quality standards.



**BRONZE**  
FORS  
FLEET OPERATOR  
RECOGNITION SCHEME

**BRONZE**  
an operator that is following good practice - this is the entry level of accreditation



**SILVER**  
FORS  
FLEET OPERATOR  
RECOGNITION SCHEME

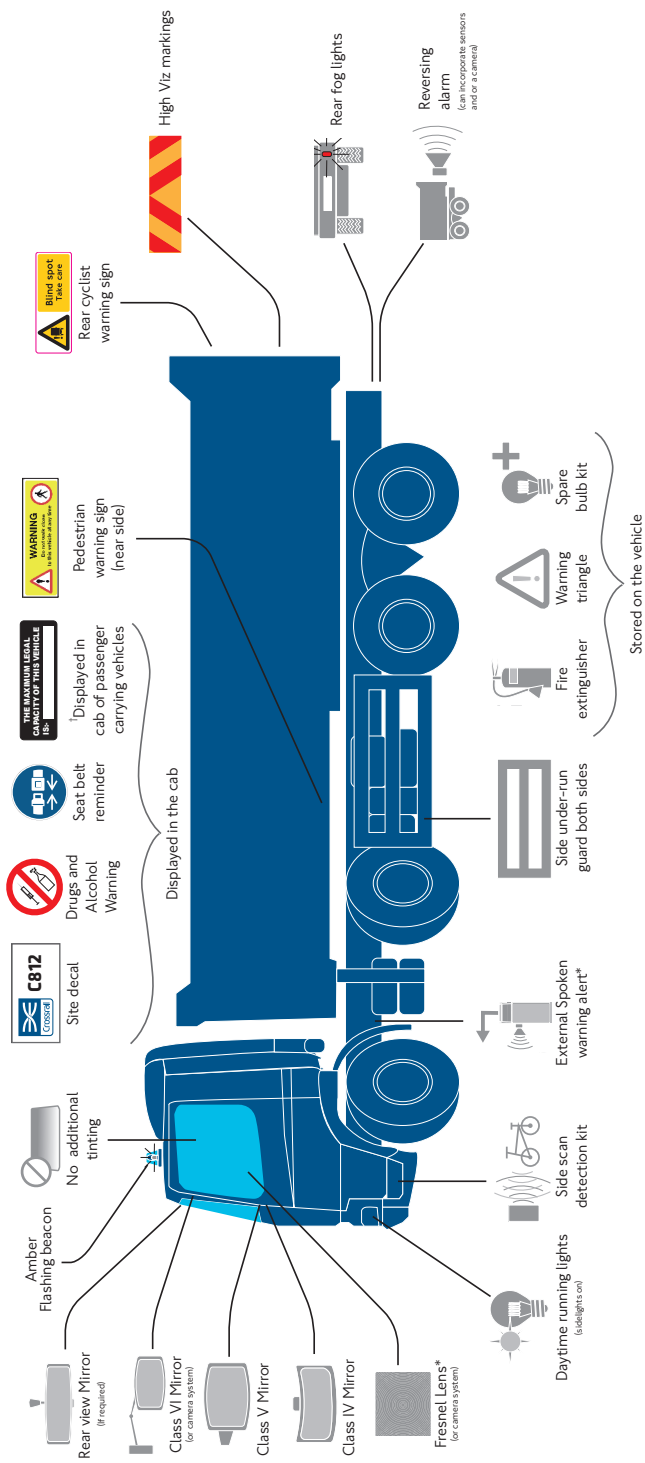
**SILVER**  
high quality operator, committed to becoming safer, greener and more efficient – this is the intermediate level of accreditation



**GOLD**  
FORS  
FLEET OPERATOR  
RECOGNITION SCHEME

**GOLD**  
exceptional operator that has met specific targets and is continuing to improve – this is the highest level of accreditation











# Safety kit

## Requirement for vans up to 3.5T








- ✓ Rear view mirror if applicable
- ✓ No additional window tinting
- ✓ Crossrail worksite identifier
- ✓ Seat belts decal
- ✓ Pedestrian warning (near side)
- ✓ Rear cyclist warning sign
- ✓ Hi Viz markings on rear
- ✓ Rear fog light
- ✓ Reversing alarm
- ✓ Max passenger number decal†
- ✓ Amber flashing beacon
- ✓ Extinguisher/Warning Triangle/Spare bulbs

# Mirrors and visual aids

Item	Location	Vans <= 3.5T	Purpose	Works information
 Class IV Mirror*	Front nearside	✗	Improve visibility of blind spot	261.4.7
 Class V Mirror*	Front nearside	✗	Improve visibility of blind spot	261.4.7
 Class VI Mirror*	Front of cab	✗	Improve visibility of blind spot	261.4.7
 Rear view Mirror	In Cab (if applicable)	✓	Improve rear visibility	261.4.3
 Fresnel Lens or camera system (below)	Near side window	✗	Front blind spot visibility additional visual aid	261.4.8
 Side Camera System* (optional)	Front mounted rear facing	✗	Alternative to fitting a Fresnel Lens	N/A






- ✓ Small lorries 3.5 to 7.5 tonne
- ✓ Medium lorries >7.5 tonne
- ✓ Concrete mixer
- ✓ 2/3 Axle Rigid
- ✓ Grab or skip lorry
- ✓ 4 or multi axle tipper
- ✓ Articulated Low Loaders
- ✓ All other vehicles >7.5 tonne

# Stickers, signs and decals

Item	Location	Vans <= 3.5T	Purpose	Works information
 Cyclist warning sign	Rear nearside	✓	Improve awareness of risks	26.1.4.9
 Pedestrian warning sign	Near side only	✓	Improve awareness of risks	26.1.4.9
 Drugs & Alcohol warning	In the cab	✓	Reminder to the driver	26.1.4.3
 Seat belt reminder	In the cab	✓	Reminder to the driver	
 Daily inspection reminder	In the cab	✗	Reminder to the driver	26.1.4.3
 Maximum Passengers*	In the cab	✓	Reminder to the driver not to exceed the maximum number of passengers	26.1.4.3
 High visibility markings	Rear/Sides	✓	Increase the visibility of the vehicle	26.1.4.3

- ✓ Small lorries 3.5 to 7.5 tonne ✓ 2/3 Axle Rigid ✓ Articulated Low Loaders
- ✓ Medium lorries >7.5 tonne ✓ Grab or skip lorry ✓ All other vehicles >7.5 tonne
- ✓ Concrete mixer ✓ 4 or multi axle tipper

# Outside the vehicle

Item	Location	Vans < 3.5T	Purpose	Works information
 Side scan detection kit	Nearside step or wheel arch area	✗	Improve awareness of risks	26.14.9
 Side under run guards	Fitted both sides	✗	Protection for cyclists from being dragged under the wheels	26.14.9
 Reversing alarm <small>can incorporate sensors part of a reversing</small>	Rear of the vehicle	✓	Alert to those outside of the vehicle that it is reversing	26.14.3
 External spoken warning alert	Nearside of the vehicle	✓	Warning to vulnerable road users that the vehicle is about to turn	26.14.3
 Hi Vis Clothing <small>See Principle Contractor site rules</small>	Orange Driver	✓	Legal requirement for construction sites (Orange for railway projects)	26.14.3

\* When the vehicle is left hand drive these items should be fitted to the off-side of the

- ✓ Small lorries 3.5 to 7.5 tonne
- ✓ 2/3 Axle Rigid
- ✓ Medium lorries >7.5 tonne
- ✓ Grab or skip lorry
- ✓ Concrete mixer
- ✓ 4 or multi axle tipper
- ✓ Articulated Low Loaders
- ✓ All other vehicles >7.5 tonne

# Target Zero



Class IV Mirror



Class V Mirror



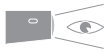
Class VI Mirror



Rear view Mirror if applicable



Fresnel Lens (or camera system)



Front mounted rear facing Side Camera



Blind spot  
Take care

Cyclist rear warning sign



Pedestrian warning sign



Drugs & Alcohol warning sign



Seat belt reminder sign



Daily inspection reminder sign



Maximum Passengers sign



High visibility markings



Rear fog lights



Amber flashing lights



Daytime running lights (sidelights on)



Spare bulb kit



Warning triangle



Fire extinguisher



Seat belts to be worn



No additional tinting



Side scan detection kit



Side under run guards



Reversing alarm (can incorporate sensors and/or a camera)



External warning alert



Hi Vis Clothing (See Principle Contractor site rules)



**For further information contact:**

Crossrail Logistics

Traffic Coordination Centre

**Tel: 020 3229 9885**

pdptcc@crossrail.co.uk

November 2015

Driver name:

Company:

Contact:

[www.crossrail.co.uk](http://www.crossrail.co.uk)

**MOVING LONDON FORWARD**

